

Table with 4 columns and 1 row:

--	--	--	--







Microvia and Through-hole via

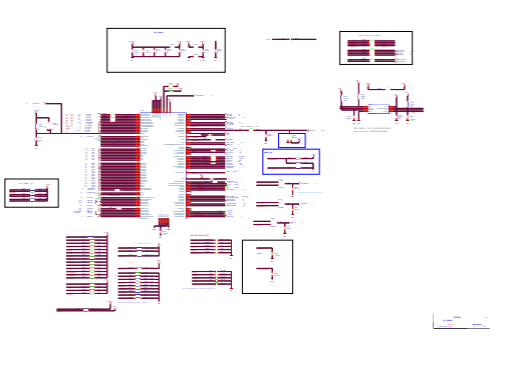


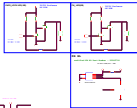
Microvia and Through-hole via




Microvia and Through-hole via









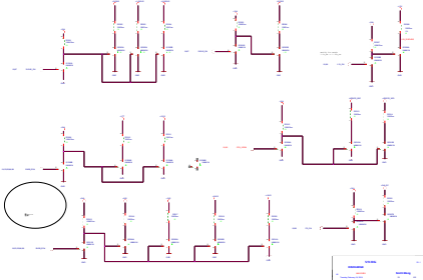


Diagram of a new 100 kV busbar



Diagram of a new 100 kV busbar

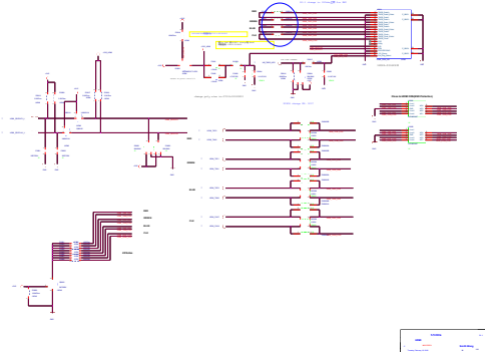


Diagram of a new 100 kV busbar

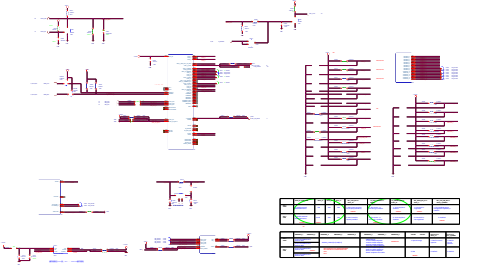


Diagram of a new 100 kV busbar





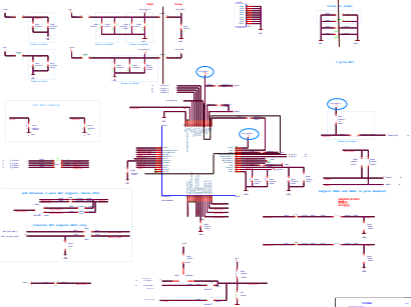




SD Card Reader





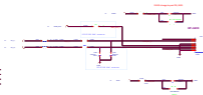


Audio Jack

FIG. 1. AUDIO JACK




FIG. 2. AUDIO JACK



1	2	3	4	5	6	7	8	9	10	11	12	13	14	15	16	17	18	19	20	21	22	23	24	25	26	27	28	29	30	31	32	33	34	35	36	37	38	39	40	41	42	43	44	45	46	47	48	49	50	51	52	53	54	55	56	57	58	59	60	61	62	63	64	65	66	67	68	69	70	71	72	73	74	75	76	77	78	79	80	81	82	83	84	85	86	87	88	89	90	91	92	93	94	95	96	97	98	99	100
---	---	---	---	---	---	---	---	---	----	----	----	----	----	----	----	----	----	----	----	----	----	----	----	----	----	----	----	----	----	----	----	----	----	----	----	----	----	----	----	----	----	----	----	----	----	----	----	----	----	----	----	----	----	----	----	----	----	----	----	----	----	----	----	----	----	----	----	----	----	----	----	----	----	----	----	----	----	----	----	----	----	----	----	----	----	----	----	----	----	----	----	----	----	----	----	----	----	----	-----

FIG. 3. AUDIO JACK

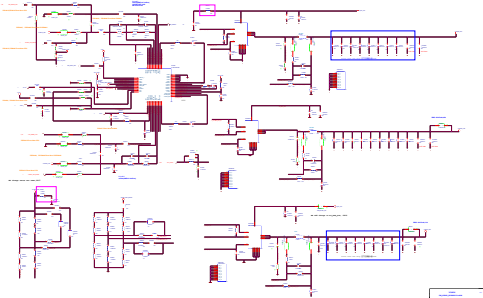
LID SW

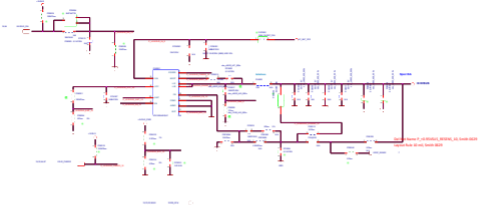




12V 1A 5V 1A







SWT for GCP Table

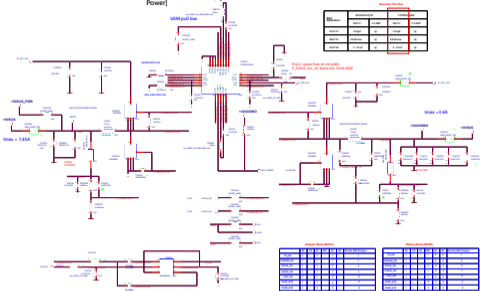
SWT Name	GCP
0	0A
Flowing	10A
1	10A



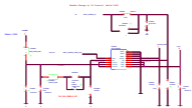
Summary	
Summary of the project	
Project Name	Project Name
Project Number	Project Number
Project Date	Project Date
Project Status	Project Status
Project Manager	Project Manager
Project Team	Project Team
Project Budget	Project Budget
Project Risk	Project Risk
Project Impact	Project Impact
Project Conclusion	Project Conclusion

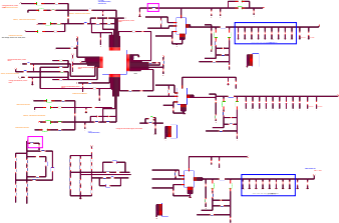
+3VA_D5W / +5VSUS [System Power]

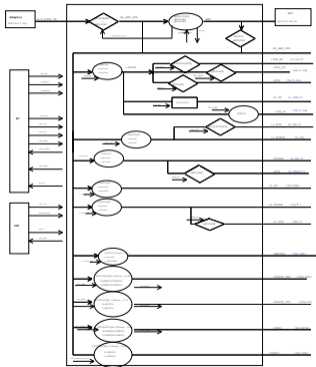
No	Kategori		Sub Kategori	
	Sub Kategori	Sub Kategori	Sub Kategori	Sub Kategori
1	1.1.1.1	1.1.1.1	1.1.1.1	1.1.1.1
2	1.1.1.2	1.1.1.2	1.1.1.2	1.1.1.2
3	1.1.1.3	1.1.1.3	1.1.1.3	1.1.1.3
4	1.1.1.4	1.1.1.4	1.1.1.4	1.1.1.4




Small Bar Charts









AC-128 Mode

X556U Power On Sequence Diagram

